


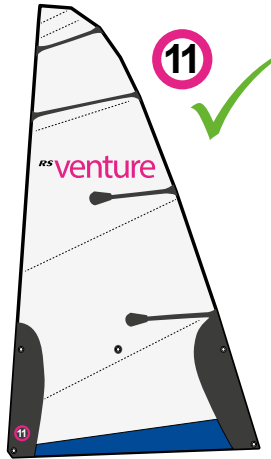
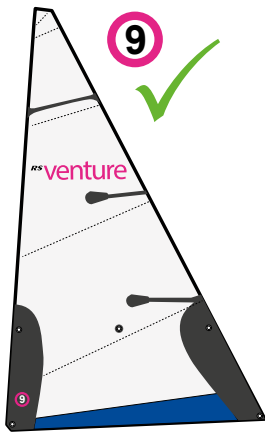


RS **venture**


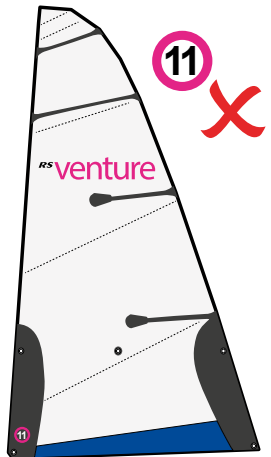
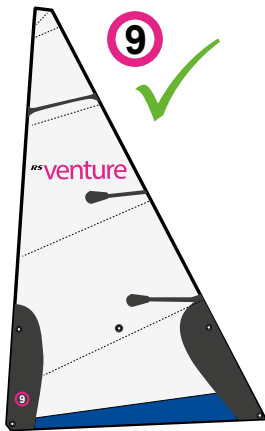


SAFETY INSTRUCTIONS: RIG SELECTION

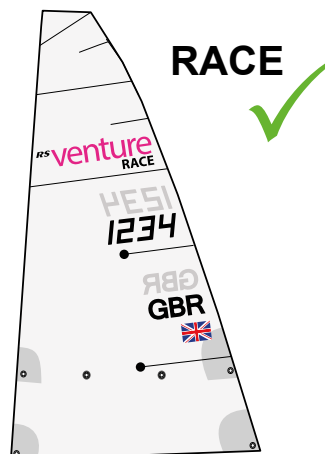

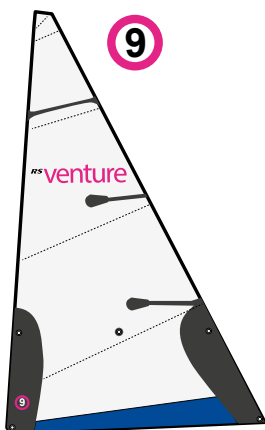
RS Venture Connect:



RS Venture Connect SCS:



RS Venture Connect SCS Race: - With full rescue support at a World Sailing Event





RS **venture**



SAFETY INSTRUCTIONS: CREW & SEAMANSHIP

RS Venture Connect:



Must have a minimum of 2 people totalling a crew weight of **150kg** as stated in the owner's manual.



If this is your first boat, or if you are changing to a type of craft that you are not familiar with, for your own safety please ensure you have adequate experience before assuming command of the craft. If you are unsure, RS, an RS Dealer or your National Sailing Federation will advise you of a local sailing school.

RS Venture SCS:



Due to the complex nature of this product it is vital that all sailing sessions have an able bodied person onboard the boat to assist in the event of mechanical or electrical failure.



The RS Venture Connect SCS meets the requirements of the Recreational Craft Directive 2013/53/EU for capsizing recovery. However, it must be appreciated that in some circumstances the craft may fully invert or remain on its side during a capsize. A combined mobile crew weight of **150KG** will be required to right the boat from a fully inverted position if a rescue boat is not available.



The RS Venture Connect SCS and Power Assist Package can be used in many scenarios and the Rigging Guide only gives generic advice for its operation. Owners and operators should take onboard the spirit of this advice and apply it to their unique environment.



The RS Venture SCS and Power Assist Package present many risks in the event of an accident including entrapment and entanglement that may result in serious injury or death.



Owners and Operators should risk assess their own unique environment and take appropriate action before venturing afloat.



RS Sailing recommend the following windspeed / rig combinations when using the twin seat configuration:

- 12 - 14knts the main sail is reefed
- 17 - 18knts the spinnaker is not flown
- 24 - 25knts sailing is aborted



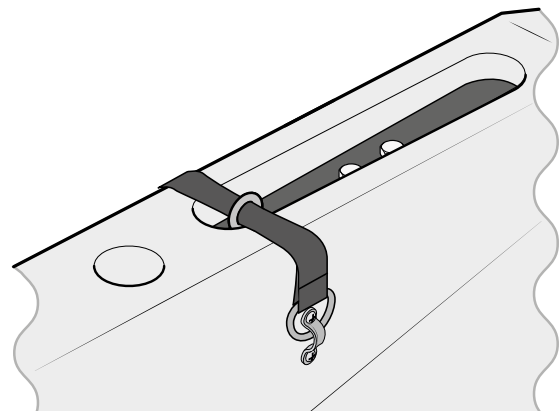
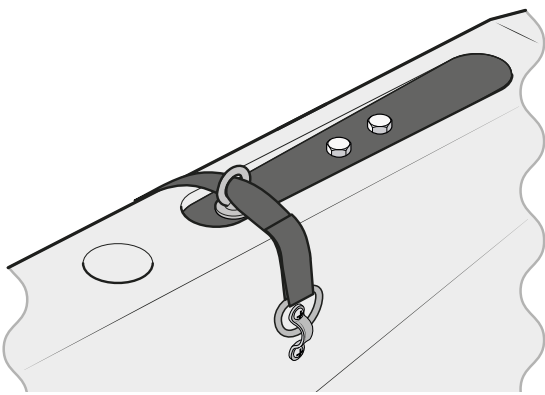
RS **venture**



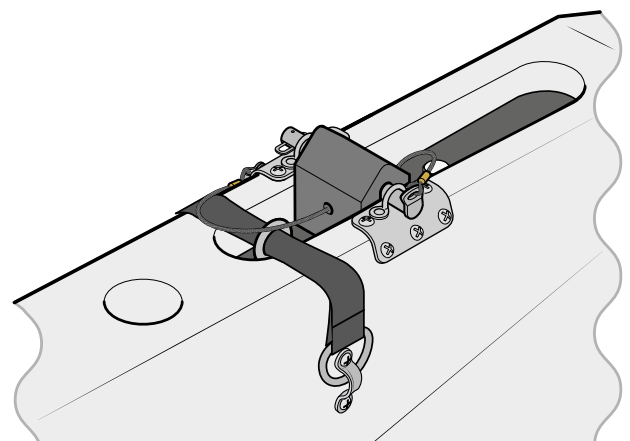
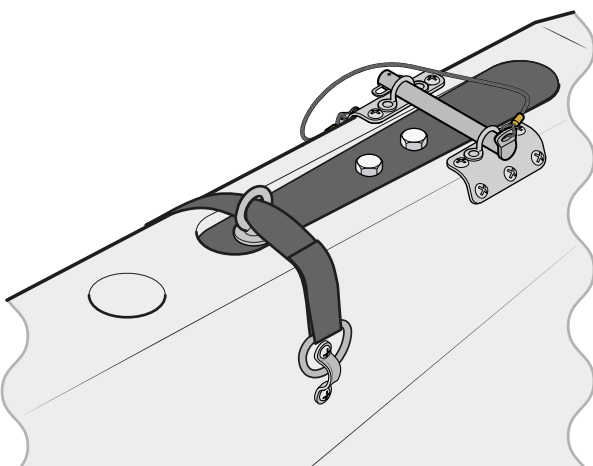
SAFETY INSTRUCTIONS: KEEL SECURITY

DO NOT go sailing until you ensure that the keel strap is secured correctly.

DO NOT go sailing if the securing device is damaged, if you are unsure please contact your local RS Dealer for advice.



If your boat is fitted with a secondary keel securing device please make sure this is secured correctly before going sailing.



Relace the Velcro securing strap every 12 months.

When using the RS Venture Connect SCS ensure that the correct risk assessments are carried out before going sailing. This will need to be done for specific clubs. If you are unsure please contact RS Sailing for guidance.